



Mac Senior Net Auckland
SERVING SENIORS SINCE 2001

May 2024 Newsletter

Contents

1. **President's Report**
2. **Pakuranga Meeting. Chorus- Selecting the best ISP**
3. **St Luke's meeting. Apple and Accessibility**
4. **Genealogy with Jay Reid**
5. **Genealogy Continued**
6. **Pair your AirPods to Apple TV**
7. **iMacs for Sale. Te Tuhi Parking.**
8. **Meetings Schedules**
9. **Learning Sessions**
10. **SeniorHangouts Sessions**
11. **Sponsors**
12. **Directory Executive**

**Mac Senior Net
Auckland Newsletter**

**All correspondence
to:**

Mac Senior Net Inc.

Secretary

secretarymacseniornetauckland@gmail.com

Mac Senior Net Inc.

Treasurer

treasurermacseniornetauckland@gmail.com

www.macsnrs.org.nz

President's Report

Welcome to our May newsletter, outlining the events we have coming up over the next few months.

We have four of our committee members representing us at The Federation of New Zealand SeniorNet AGM and Symposium in Auckland. This is a fantastic opportunity to share insights and learn from fellow SeniorNet members across the country.

Last month, we had two outstanding meetings at Te Tuhi with Chorus NZ discussing internet service providers and Apple NZ who delivered an excellent presentation and promised to return. Looking ahead, our May meetings on the 13th and 28th, OneNZ will be joining us to discuss their new network and demystify what an eSIM is.

Our AGM is set for Monday, 8th July at 1:30 pm at Te Tuhi. We're thrilled to announce Gillian Eadie from BrainFit as our guest speaker, promising an enlightening talk followed by a delightful afternoon tea. Please mark this date in your calendars.

Jay is leading two workshops in June: Beginners Word on the 13th and Intermediate Word on the 27th. Additionally, on 11th July, learn how to create a slideshow in Photos.

Marion has workshops, starting on 11th June, covering four sessions focusing on iPad basics, including Mail, word processing, and camera use. For more details on Marion's and Jay's workshops turn to Page 9 of this newsletter.

Thanks to the funds received last year from Adult Literacy Tamaki Auckland, we've purchased a new MacBook Air available for members to use during workshops, especially beneficial for those who only have a desktop computer at home, which makes it difficult to bring to classes.

A heartfelt thank you to all members who have paid their subscriptions for the upcoming financial year. Your timely contributions help us maintain the quality and benefits of being part of Mac Senior Net.

We look forward to seeing everyone at our next meeting at Te Tuhi.

Janet Court

April Pakuranga Meetings

Chorus - Selecting the best internet service provider

Chorus Presentation April 8th 2024: Steve Pettigrew / Becky Mai

Selecting the best Internet Service Provider (ISP)

Steve and Becky gave a most interesting and informative presentation about not only choosing an ISP but what you need to know when choosing broadband.

There are essentially three things you need to consider: Speed, Data and Technology

Speed: Speed refers to the capacity —i.e.the ability to cope with a number of people using the internet at one time— or bandwidth— and refers to the set limit for data that flows across a wired or wireless medium.

Data: A typical NZ family uses about 600 GB per month. A Gigabyte (GB) is 1000 megabytes. A Megabyte is 1 million Bytes. A Byte is 8 bits—a Bit being the smallest unit of data

Technology: There are a number of technologies that deliver broadband and a number of providers that supply broadband / internet services.

WISP: Wireless Internet Service Provider. These are towers that beam internet services into about 10 homes — used in rural areas where there is no internet access.

Satellite: Satellites that are used to provide internet services are referred to as “LEO” —Lower Earth Orbit Satellites. These typically cruise at an altitude of 2000km or less. These are not quite as good as Fibre — but provide internet services for areas where fibre is not available or too expensive to install.


Cable: HFC refers to Hybrid fibre-co-axial —this is a broadband telecommunications network owned by OneNZ and currently only available in the Wellington / Upper & Lower Hutt and the Kapiti Coast.

Copper: ADSL (Asymmetric Digital Subscriber Line) and VDSL (Very High-speed Digital Subscriber Line) deliver Broadband over the copper network which is being phased out in NZ. VDSL is generally faster than ADSL and more reliable. It supports a wider range of activities than ADSL — such as Ultra High Definition video streaming, video calling and uploading large files. It is anticipated that copper/landlines will be phased out progressively 2026. Subscribers will be notified by Chorus.

Wireless: Wireless is Broadband delivered over the mobile network. It is a shared connection from the nearest mobile tower — and is affected by the number of people in the area using the mobile network at the same time.

Fibre: This is the latest technology which is now completely built, providing internet access to 87% of NZ. Fibre transmits at varying speeds— usually described in terms of megabits (not megabytes). It is the gold standard for Internet. Hyperfibre is broadband delivered over the fibre network but with the next generation technology to enable even faster speeds.

When looking at Speed and Data think about what you use in your household, streaming TV using Netflix, iCloud, FaceTime, Facebook. Your family may be using these and more at one time.



With Data you don't want to be running out before the end of the month. Data use is increasing even if your behaviour hasn't changed, e.g. using a website video for one hour can use 1GB of data.

Shop around for the best deal, it's a competitive market. Maybe look at bundling, just one provider for broadband, power and gas.

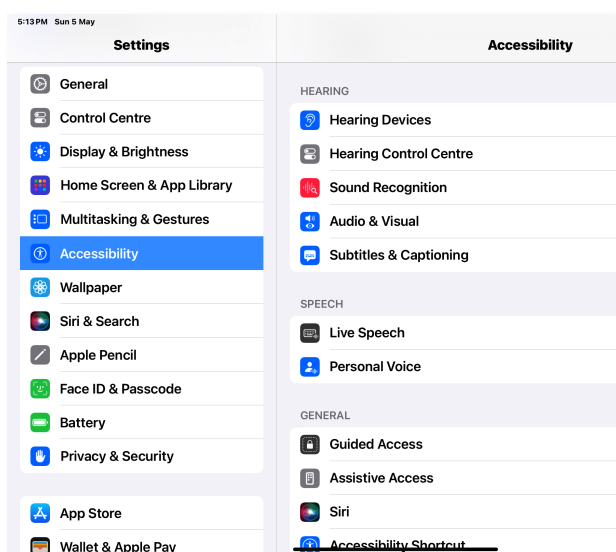
Broadband Comparison sites

<https://www.glimp.co.nz/>

<https://www.broadbandcompare.co.nz/>

April St Luke's Meeting Apple

With Andrew Maud & Paula Jamieson



We had the privilege of hosting Andrew Maud and Paula Jamieson from the Apple NZ team, who provided us with a firsthand experience of our iPhones and showcased some remarkable Accessibility features across all our devices, making personalising and adapting them to our needs easier. The functionalities demonstrated by Andrew and Paula are all readily available on your devices "straight out of the box" without requiring any special apps or software.

There are numerous ways to customise your device, beginning with System Settings > Accessibility on your iPhone, iPad, and Mac.

For Mac users, you can enable Zoom and enlarge text by pressing the command key. On iPhones and

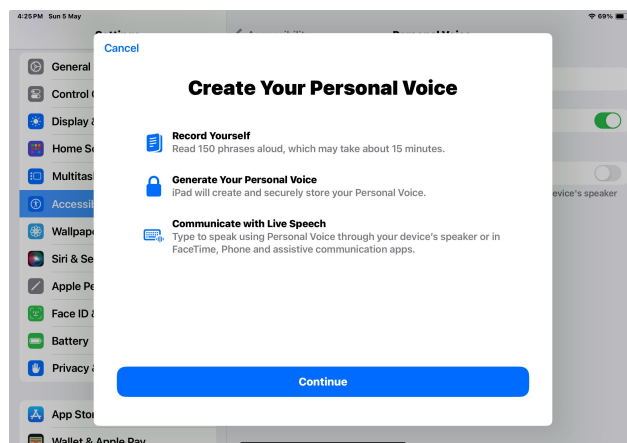
iPads, you can zoom the entire screen with three taps. Hover text allows you to display a large text view of the item under the pointer by enabling it and pressing the command key. Additionally, in Display and Text Size, besides enlarging the text beyond the usual font size, there are other customisable options like button shapes, increased contrast, and auto-brightness.

Within Accessibility, you can enable text to be spoken aloud, which is particularly helpful for proofreading written content. You can also receive an audio description of the screen and dictate letters, texts, or emails. Accessibility settings cover a wide range of options including those for hearing, speech, guided access, and more.

Siri's speech recognition and understanding improve over time as you use your device. Siri learns your most interacted contacts, new words you type, and topics you engage with — all privately on your device. While Apple refers to this as "machine learning," it involves a bit of AI. Consider features like Face ID and the Photos app recognising beaches, faces, animals, and plants, even identifying sounds like a doorbell or a dog barking. You can enable these features on your device with a simple switch, if desired. You can also change Siri's voice, with new options continually added; you can find these in Settings under Siri & Search. In Accessibility, you can even add your own personalised voice — give it a try, as you can always remove it later.

Accessibility offers a wealth of options worth exploring. As Paula and Andrew suggested, try changing one setting at a time so you can easily revert if needed.

We are eagerly anticipating the return of the Apple Team to provide us with more "hands-on" tips for making the most of our devices.



Genealogy Corner May 2024

Scottish Research

The Scottish Research Group of the NZ Society of Genealogists is meeting from 1-4pm on Sunday 19 May at the NZSG's Family Research Centre at level 1, 159 Queens Rd in Panmure. There will be a speaker on reviving damaged and aged photos. Research help is also available. Admission is \$5.

Courses Available

The NZSG is offering 50-minute information sessions on genealogy on the 1st Tuesday of each month at 10am, and repeating these on the 1st Friday of each month at 7.30pm. You can seek further information from Garry Phillips at introgenealogy@genealogy.org.nz

More serious sessions are being offered by Garry both on site at the NZSG premises at Panmure as well as online. The cost is \$45 for NZSG members and \$65 for non-members. This Introduction to Family History is over 4 sessions at the Panmure Centre June 5, 7, 12, 14 from 10-1 and repeated July 29, 31, August 5, 7 from 10-1. Alternatively, you could do the course online on September 7, 14, 21, 28 from 9.30-12.30. Enquiries through the NZSG.

Chinese Research

FamNet reports:

"It is with great sadness that we mark the passing of Dr James Ng on 6 March 2024 at his home in Roslyn, Dunedin. He and his wife Eva Wong-Ng founded our New Zealand Chinese Heritage Research Charitable Trust, to collect, preserve, and make available research materials on NZ Chinese. Our first collection, the Ng New Zealand Chinese Heritage Collection, is recognised by UNESCO on the Aotearoa New Zealand Memory of the World Register as a collection of national importance.

James Ng (Ng Tak Ming) was born in 1936 in Wing Loong Village, Guangdong province, China. James came to New Zealand with his mother and his elder brother in 1941. They joined James' father and eldest brother in Gore, where his family owned a laundry. In 1946, the family moved to Ashburton, where his father set up another successful laundry. James attended Ashburton High School and then the University of Otago, where he studied medicine. He and Eva have three children: Denise, Stephen, and Jeffrey.

James went into private medical practice as a GP in Roslyn. He developed a life-long passion for NZ Chinese history and researched and wrote a seminal book of four volumes "Windows on a Chinese Past" on New Zealand Chinese history, published in 1999.

James recognised the importance of Chinese pioneers in Otago gold-mining history. In 2004, he purchased the land that was the site of the Lawrence Chinese Camp. He established a charitable trust to administer, develop, and preserve this site, and became its Chair.

James volunteered across a range of community roles, including Session Clerk of the Dunedin Chinese Presbyterian Church, Convener of the Community Trust Otago Grants committee, Founding Chair of the Chinese Poll Tax Heritage Trust, Founding Chair of the Dunedin Chinese Garden, Founding Chair of the Shanghai-Dunedin Friendship Society, and President of the Dunedin Public Art Gallery.

Continued Next Page

Genealogy Corner continued.....

James volunteered across a range of community roles, including Session Clerk of the Dunedin Chinese Presbyterian Church, Convener of the Community Trust Otago Grants committee, Founding Chair of the Chinese Poll Tax Heritage Trust, Founding Chair of the Dunedin Chinese Garden, Founding Chair of the Shanghai-Dunedin Friendship Society, and President of the Dunedin Public Art Gallery.

James was awarded an Honorary Doctorate of Literature by Otago University in recognition of his literary work. For community work, James had been awarded an MBE, CNZM, and the Medal of the Dominican Order.

2024 Auckland Family History Expo

Friday 9 August to Sunday 11 August 2024.

Auckland Council Libraries and the Genealogical Computing Group (an interest group of the NZ Society of Genealogists) proudly present a weekend-long event covering a wide range of topics on researching genealogy and family history. 2024 is the tenth anniversary of the first Expo and they plan to make it an extra special one in celebration.

Join them on Friday 9 August to Sunday 11 August 2024 at the Fickling Convention Centre, 546 Mt Albert Rd, Three Kings, Auckland – under Mt Roskill Library.

Friday 9 August 2024 will see the opening event at \$30 per person to cover catering expenses. You can see the programme and book tickets at Eventfinda <https://www.eventfinda.co.nz/2024/2024-auckland-family-history-expo-tamaki-huinga-tatai-korero/auckland/three-kings>

Saturday 10 August 2024 has free entrance. All are welcome. The programme will be available by 1 May. Sunday 11 August 2024 also has free entrance. Again, all welcome.

Take advantage of the free seminars, from beginner to advanced, computer-based tutorials, ask-an-expert sessions and research assistance on Saturday 10 August and Sunday 11 August. No booking is required. Bring your laptops to take full advantage of the workshops and tutorials. Awesome international speakers will appear in-person at the Expo. There will also be many speakers from favourite family history Vendors. You can also learn about Ancestry's "Know your Pet DNA" kit and watch the big DNA reveal of some cute pups!

Please keep an eye on this page for additions and updates www.aucklandlibraries.govt.nz/AFHExpo The venue is the Fickling Convention Centre adjacent to Three Kings Reserve and has some on-street parking on Mt Albert Rd and in side streets. Over the weekend there will be a coffee van.

Reminder

If there is anything you want discussed in Genealogy Corner, email me jayreid@slingshot.co.nz

How to Pair AirPods to Any Apple TV

Recently I decided to try and pair my AirPods to the Apple TV. You can do this depending on the model of your Apple TV, ours is about 3 years old (maybe more). Below is the way I found successful and should work on any model or AirPods, AirPods Pro, or AirPods Max that are already paired with your iPhone using the same Apple ID.



1. Turn on the TV and Apple TV if you haven't done so already
2. Press the TV icon / Control Centre button on the Apple TV remote
3. Go to Settings
4. Scroll down and choose "Remotes and Devices" and then select Bluetooth
5. Open your AirPods / AirPods Pro case, then press and hold the button on the back of the case for 5 seconds until the light flashes white (for AirPods Max there is no case, so press the hardware button for 5 seconds until the light flashes)
6. In a moment you'll see AirPods available under the Bluetooth Devices section of Apple TV, where you can select them to pair with the Apple TV

Check this website out for more options

<https://osxdaily.com/2024/04/30/how-use-airpods-apple-tv/>

Or the Apple website

<https://support.apple.com/en-nz/guide/airpods/dev7c85810f2/web>

This method is using Bluetooth to connect. If you don't have Apple TV but you do have a Smart TV that is Bluetooth capable you can still connect your AirPods. That process is a little different depending on the TV manufacturers.



27" 5k iMac 2015 For Sale

Steven Korunic, an Apple IT technician who logs on to the Tuesday's SeniorHangouts Zoom Q & A to help answer any questions, has a friend whose business has 4 x 2015 27" 5k iMacs for sale at \$350 (inc GST) each.

The Specs are 4GHz i7, 32GB RAM, 512GB Flash Storage. They do have the pink LED Edge Bleed issue as per photo, but so do all this generation.

The latest macOS this iMac can take is 12.x (Monterey), but I don't know what's already installed on them.

These iMacs might suit someone who doesn't need the latest macOS.

Pickup is from Levesque Street, Birkdale. Person to contact is Darrin, darrin@digitalarena.co.nz

If anyone interested please contact Darrin.



Parking at Te Tuhi 2024

Visiting Te Tuhi during Eastern Busway Construction

Construction on the Eastern Busway between Pakuranga and Botany is still underway.

In 2023/2024 work is being carried out to connect William Roberts Road to Ti Rakau Drive.

Reeves Rd between Ti Rakau Rd and William Robert's Rd is now closed.

There is access to Te Tuhi and space to park throughout the Eastern Busway construction. There is a carpark below the Library and the Warehouse Pakuranga and a short walk across the road to Te Tuhi.

If you are coming from the West over Waipuna bridge travelling along Pakuranga Highway, turn right onto Ti Rakau Rd then left into William Roberts Rd, which has been extended to Ti Tuhi carparks. To get back onto the Pakuranga Highway continue along William Robert's Rd (Howick direction) to Pakuranga Road turn left then left again onto Ti Rakau Road.

If you are coming out of William Robert's Road into Ti Rākau Drive you can only turn left.

William Roberts Road has been extended and is now open. This new route allows you to turn left from Ti Rākau Drive onto William Roberts Road.

For more information easternbusway.nz/construction

Mac Senior Net

Would Like To Welcome Our New Members

Martin Farrell, Adriane Swinburn, Tony Kendall,
Mark Pierson

Mac Senior Net Meetings

Mac Senior Net meets twice monthly:

Te Tuhi, Reeves Rd, Pakuranga the 2nd Monday of the month at 1.30pm and
St Luke's Community Church 130 Remuera Rd, the 4th Tuesday of the month 2pm.
Help is available one hour before our meetings. If you have a problem or a query about your device or club matters come along.

We are also able to do **One on One sessions**, (depending on the availability of tutors) by phone, Zoom or if you feel comfortable, a **Face to Face session**.

We are still composing our 2024 Programme - Is there something you wish to learn about?

Date	Time	Topic	Presenter
Every Tuesday	2pm	<p style="text-align: center;">Apple/Mac Online Q & A</p> <p style="text-align: center;">If you want to know how to do something, have something you've found interesting or just listen to other Apple users around the country.</p>	<p style="text-align: center;">Janet Court Mac Senior Net Join Meeting</p>
<p style="text-align: center;">Te Tuhi Monday 13th May</p> <p style="text-align: center;">St Luke's Tuesday 28th May</p>	<p style="text-align: center;">1:30pm</p> <p style="text-align: center;">2pm</p>	<p style="text-align: center;">OneNZ</p> <p style="text-align: center;">Using an eSim on your phone, and Upgrading to 5G and what that means</p>	<p style="text-align: center;">Brian Lien OneNZ</p>
<p style="text-align: center;">Te Tuhi Monday 10th June</p>	<p style="text-align: center;">1:30pm</p>	<p style="text-align: center;">New Tips for iPhone/iPad's</p> <p style="text-align: center;">Bring your device for some fun tips and tricks</p>	<p style="text-align: center;">Stuart Hale</p>
<p style="text-align: center;">St Luke's Tuesday 25th June</p>	<p style="text-align: center;">2pm</p>	<p style="text-align: center;">Chorus</p> <p style="text-align: center;">- What to look for Internet Service Providers (IPS) Understanding Fibre Broadband options</p>	<p style="text-align: center;">Steve Pettigrew - Becky Mai</p>
<p style="text-align: center;">Te Tuhi Monday 8th July</p>	<p style="text-align: center;">2pm</p>	<p style="text-align: center;">AGM</p> <p style="text-align: center;">Brainfit- Your brain needs a regular workout to improve your memory power. Gillian will talk about ways to help us to do this. Join Us for Afternoon tea</p>	<p style="text-align: center;">Gillian Eadie</p>

Learning Sessions Enrolment Information & Payment

The Learning Sessions are a minimum number of three student, maximum of seven.

Please enrol and pay for the classes prior to the session. If you are unable to attend, let us know as soon as possible so we can allocate your place to another member on our list.

To Book Your Place Contact Janet Court: Ph **021 214 8386** Email janetcourt@hotmail.com

Individual classes are \$10 per class. A 5 session course \$40

Pay by Internet banking. Account: 12-3089-0263109-00

Please put your Name, Membership Number, and class attending.

Eg J Smith. 143. Computer

Learning Sessions 2024

Date	Time	Topic	Tutor
Thursday 2nd May Remuera	10am-12pm	Introduction to Mac computers 4 Photos -Organising photos, sending photos through email, simple editing.	Jay Reid
Thursday 16th May Remuera	10am-12pm	Introduction to Mac computers 5 Using the Web- Setting your preferences, web browsers, Bookmarks, History and favourites	Jay Reid
Tuesday 11th June Te Tuhi Pakuranga	10am-12pm	Introduction to iPad (1) Getting to Grips with Your iPad - Status Bar, Gestures, Settings, Control Centre, Customising, The keyboard.	Marion Moffat
Tuesday 18th June Te Tuhi Pakuranga	10am-12pm	Introduction to iPad (2) Using Mail - Setting your preferences, adding accounts, creating and organising Mailboxes Saving and Sending Attachments	Marion Moffat
Thursday 13th June Remuera	10am-12pm	Microsoft Word Beginners Session -Setting preferences for Word, using and saving templates, page set up, reducing file size, choosing symbols, bullets and numbering, indenting, justification and customising the keyboard	Jay Reid
Thursday 27th June Remuera	10am-12pm	Microsoft Word Intermediate Session Covers tracking changes, inserting, sharing, tables and columns.	Jay Reid
Tuesday 2nd July Te Tuhi Pakuranga	10am-12pm	Introduction to iPad (3) Word Processing - Editing, cutting and pasting, indenting, bullets and numbering, highlighting, using rulers, and working with tables	Marion Moffat
Tuesday 9th July Te Tuhi Pakuranga	10am-12pm	Introduction to iPad (4) Using the Camera - Taking a photo, using a grid, Zoom, Selfie and other options Photos -Organising photos, sending photos through email, simple editing.	Marion Moffat
Thursday 11th July Remuera	10am-12pm	Creating a Slideshow Based on Photos, using simple photo editing, changing the order of photos, choosing background music, transition from slide to slide and deciding duration. For this session learners will need about 20 photos (preferably on a theme). If you have any music in your music library that would be helpful.	Jay Reid



seniorhangouts

Where seniors hangout with technology

To join

Log in to SeniorHangouts for upcoming session, access the Calendar at:

seniorhangouts.nz/whats-on

What's on at SeniorHangouts

Every Monday	7pm - 8pm Chromebook Interest Group: with Bruce Smart
Every Tuesday	2pm - 3pm Q&A on Apple: Janet Court from Mac Auckland- Everything Apple
Every Friday	1:30 - 3pm Friday Q&A Presented by Ron Shackleton- on various Tech topics
Every Saturday	10am - 11am Saturday Morning User Group - A general discussion group
Monday 6th May	7pm - 8pm Chromebook Interest Group Chromebooks are speedy, secure laptops at a great price, perfect for web browsing, online working entertainment on the go.
Tuesday 7th May	10:30 - 11:30 Webinar Mastering Passwords: Your key to online safety. You can register for this on SeniorHangouts Calendar.
Wednesday 8th May	3pm -5pm The Federation of SeniorNet Societies Annual General Meeting
Monday 13th May	10 - 10:45am Apple Session with Marion from Mac Auckland Looking at the Photos App Part 2, on your iPad
Tuesday 14th May	11 - 11:45 Using your smart phone overseas. What are the options for using yours smartphone overseas and why would you do this?
Tuesday 14th May	7pm - 8pm Drones and other Hobbies Whether you use it or are just curious. This group meets every 2nd tuesday

Ngā mihi

The SeniorHangouts Team



seniornet

Confidently connecting
with technology

Our Sponsors



seniornet

Confidently connecting
with technology



seniorhangouts

Where seniors hangout
with technology

Noel Leeming Discount



Mac Senior Net is part of the SeniorNet Federation and our members can obtain discounts. SeniorNet Federation will also get a benefit.

To get your discount you **NOW need a **Discount ID** card with a barcode. Our secretary Gill Robb has emailed the discount card to members to either add to Your Stocard on your iPhone or you can print it if you wish.**

When the sale is rung up make sure it is recorded under SeniorNet on your docket.



Directory Executive

Janet Court	President	janetcourt@hotmail.com	021 214 8386
To be advised	Treasurer	treasurermacseniornetauckland@gmail.com	
Gillian Robb	Secretary	secretarymacseniornetauckland@gmail.com	021-865-965
Violet Barclay	Exec. Member	violet.barclay@icloud.com	09-580-0551
Mary Sweet	Co-Editor	sweetwanderers@gmail.com	021-169-2071
Marion Moffat	Co-Editor	macseniorauckland@gmail.com	021-255-1266
Jay Reid	Exec. Member	jayreid@slingshot.co.nz	021-084-46290
Anthony Bayer	Exec. Member	bogor@mac.com	027-827-0699

Tutors and Helpers

Howick			
Marion Moffat	macseniorauckland@gmail.com	021-255-1266	iPad, iPhone
Mary Sweet	Not Available at this time		iPad, iPhone, Mac
Tony Margetts	afmargetts@gmail.com	09-534 6580	Wifi/Networking
City			
Anthony Bayer	bogor@mac.com	027-827-0699	Software Mac
West			
Janet Court	janetcourt@hotmail.com	021 214 8386	Software, iPad Microsoft

Our Executive

Listed here are the members of the Club Executive. If you wish to raise club matters with a committee member, please feel free to contact him or her to share your ideas. In the first instance, please make contact via email.

Tutors and Helpers

The members listed here have volunteered to help club members with the topics listed by their names. Members who want assistance should contact the tutor directly to arrange a suitable time and place for the meeting. It is preferable that tuition is carried out with the member's equipment whenever possible.

The cost is \$20 per hour, payable to Mac Senior Net. Compensation to the tutor for expenses such as travel or use of an internet connection is a private arrangement between the member and the tutor.

The volunteers listed here voluntarily give help and advice to other members on matters relating to computers and associated equipment. This help or advice is taken solely at the recipient's risk and imposes no responsibility or liability of any kind either on those providing such help or advice, or on Mac Senior Net Auckland Incorporated or any of its officers.